

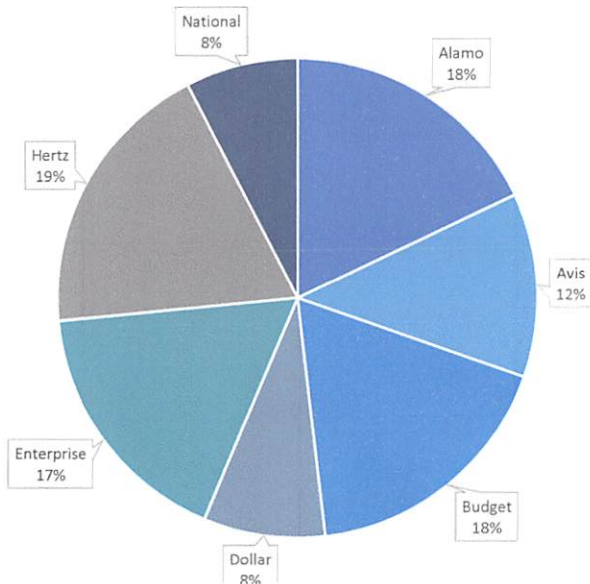


DESTIN FORT WALTON BEACH AIRPORT

September 2019

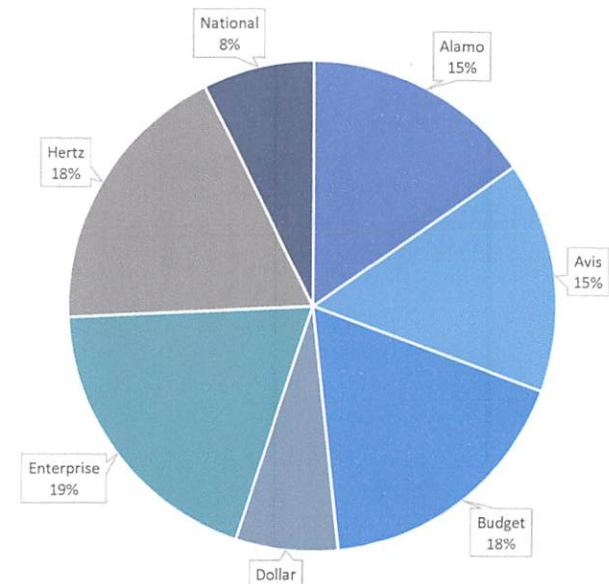
September 2019

| Brand | Market Share | % of Market Share |
|------------|---------------------|-------------------|
| Alamo | \$ 543,142.97 | 17.92% |
| Avis | \$ 376,492.28 | 12.42% |
| Budget | \$ 538,123.06 | 17.76% |
| Dollar | \$ 248,737.19 | 8.21% |
| Enterprise | \$ 519,776.95 | 17.15% |
| Hertz | \$ 575,854.79 | 19.00% |
| National | \$ 228,602.43 | 7.54% |
| \$ | 3,030,729.67 | 100% |



Year to Date 2019

| Brand | Market Share | % of Market Share |
|------------|----------------------|-------------------|
| Alamo | \$ 5,048,479.42 | 15.32% |
| Avis | \$ 5,017,819.97 | 15.23% |
| Budget | \$ 5,830,513.64 | 17.70% |
| Dollar | \$ 2,259,971.15 | 6.86% |
| Enterprise | \$ 6,304,626.92 | 19.13% |
| Hertz | \$ 6,045,543.97 | 18.35% |
| National | \$ 2,441,822.35 | 7.41% |
| \$ | 32,948,777.42 | 100% |



Year 2019
Month (All)

| Brand | MarketShare | % of MarketShare |
|--------------------|-------------------------|------------------|
| Alamo | \$ 5,048,479.42 | 15.32% |
| Avis | \$ 5,017,819.97 | 15.23% |
| Budget | \$ 5,830,513.64 | 17.70% |
| Dollar | \$ 2,259,971.15 | 6.86% |
| Enterprise | \$ 6,304,626.92 | 19.13% |
| Hertz | \$ 6,045,543.97 | 18.35% |
| National | \$ 2,441,822.35 | 7.41% |
| Grand Total | \$ 32,948,777.42 | 100.00% |

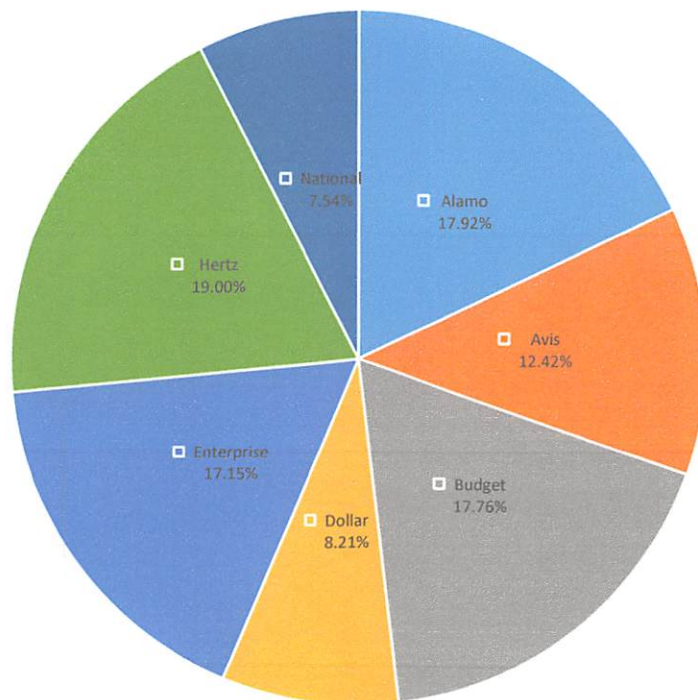
Year 2019
Month September

| Brand | MarketShare | % of MarketShare |
|--------------------|------------------------|------------------|
| Alamo | \$ 543,142.97 | 17.92% |
| Avis | \$ 376,492.28 | 12.42% |
| Budget | \$ 538,123.06 | 17.76% |
| Dollar | \$ 248,737.19 | 8.21% |
| Enterprise | \$ 519,776.95 | 17.15% |
| Hertz | \$ 575,854.79 | 19.00% |
| National | \$ 228,602.43 | 7.54% |
| Grand Total | \$ 3,030,729.67 | 100.00% |

Year Month

MarketShare % of MarketShare

MarketShare



Values